

JVC
PROFESSIONAL

D-9 CAMCORDER

DY-70E

Low Cost Lightweight ENG/EFP Digital
Camcorder Offering Superior Image Quality
and Advanced Features

D-9
COMPONENT DIGITAL

COMPONENT DIGITAL
4:2:2



Shown with optional accessories

Top-quality D-9 professional camcorder packed with innovations and delivering exceptional value

JVC's DY-70E camcorder is a high-performance tool for ENG and EFP users that offers enhanced control and creativity under all conditions, yet comes in an exceptionally economical package. Featuring JVC's world-beating D-9 format with a 124-minute recording time, a 50Mbps data rate, and a 4:2:2 signal, the DY-70E delivers stunning picture quality (800 TV lines). It features the high sensitivity (F11 at 2000 lux) and the wide dynamic range (600%) of high-end cameras for a fraction of the cost. It also offers flexibility — in LoLux mode it captures crisp pictures in low-light conditions (0.75 lux with F1.4), and it comes packed with powerful features designed for today's competitive working environment. The DY-70E — setting a new standard.

COMPONENT DIGITAL

4:2:2

D-9
COMPONENT DIGITAL

Advanced 1/2-inch Interline CCD

F11 at 2000 Lux

800 TV Lines (In-Camera, No Output)

600% Wide Dynamic Range

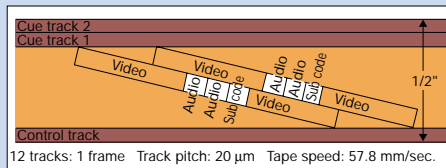
LoLux—0.75 Lux at F1.4

Performance for Production Professionals

Superior Image Reproduction

D-9 Format


JVC's D-9 format has established a reputation as a workhorse format. Broadcasters and production professionals rely on D-9 to deliver picture quality rivaling the most expensive digital formats and reliability superior to any video cassette format, analogue or digital.



High-quality 4:2:2 Component Digital Recording

The DY-70E delivers DTV-ready recordings using JVC's revolutionary D-9 4:2:2 format.

Unlike DV and its professional derivatives, which use 4:1:1 sampling and higher compression, D-9 records full 4:2:2 resolution with a 3.3 to 1 compression, resulting in sharp images with no artifacts. Moreover, because D-9 recordings are perceptually loss-less, they can be transferred to and from non-linear editing systems any number of times with little or no degradation. D-9 is also the only 50 Mbps 4:2:2 digital system that offers Pre-read, a feature which lets you easily perform high-quality multi-layer edits. Moreover, it allows interformat editing no matter what source footage you use (Beta SP, 3/4-inch, or S-VHS). Your digital master retains the original quality no matter how many layers you edit.



Heavy-duty Tape Transport Mechanism with Die-cast Magnesium Chassis

The heavy-duty tape transport system of the DY-70E ensures high-quality pictures. Moreover, a die-cast magnesium chassis ensures durable, rigid support for both mechanism and electronics, while its integrated drum base improves linearity.




14-bit Digital Signal Processor

The DY-70E applies JVC's new DSP with advanced 14-bit video processing, which brings out natural details, eliminates spot noise, and accurately reproduces dark areas.



Three High-Density 1/2-Inch CCDs

Featuring three advanced 1/2-inch interline transfer CCDs and a 1/2-inch F1.4 RGB prism, the DY-70E delivers exceptionally sharp pictures. The high-resolution DY-70E features 440,000 effective pixels (752H x 582V). JVC's innovative MICRO-LENSES, which are supported by a large light shield to reduce reflections and light leakages for minimal vertical smear, ensure highly efficient light conversion with a sensitivity of F11 at 2,000 Lux.



True Digital Camcorders

The DY-70E is a fully integrated digital camcorder which captures, processes, and records only digital signals for studio-quality acquisition. The result is sharply improved picture sharpness and image quality.



600% Wide Dynamic Range

Multi-stream parallel digital pipeline processing at 40 MHz creates an ultra-smooth gamma curve calculated using a true log scale algorithm. The result is a dynamic range of 600% to accurately reproduce fine details and colours in areas of both shadows and highlights.



WIDE DYNAMIC RANGE



NORMAL

LOLUX 0.75 Lux

When activated, the LOLUX mode increases sensitivity with almost no increase in noise. LOLUX lets you shoot in low light conditions, so you can capture high-quality video footage with excellent colour balance at just 0.75 lux illumination.



NORMAL



LOLUX

Operator Friendly Design

Compact and Weighs just 15 lbs.

The compact DY-70E weighs only 6.8kg, including lens, viewfinder, battery pack, and tape, and that weight is carefully balanced for effortless hand-held shooting.

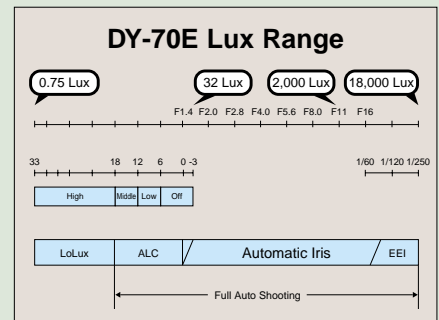
Die-cast Magnesium Body

The DY-70E camcorder features die-cast magnesium bodies, which offer the benefits of exceptionally low weight, but with improved rigidity and durability for professional use. It is also ergonomically engineered for maximum operator comfort and utility. It also incorporates engineering innovations which sharply reduce drum noise for quiet operation.



Full Auto Shooting

The Full Auto Shooting Mode provides point-and-shoot ease of operation, leaving the operator simply to zoom, focus, and press the record button. Activating the Full Auto Shooting sets the camera to the Auto Iris Mode, even if the lens is set to manual. Also activated is Automatic Video Level Control (ALC), along with Extended Electronic Iris (EEI) and Full Auto White, which provide both variable gain and variable shutter. So the operator can shoot continuously from a dark area to a bright area without changing gain, iris, or ND filter.



Other Professional Features

D-9 Video Tape

The DY-70E captures and stores up to 124 minutes of high-resolution on a high-density 1/2-inch tape which employs an advanced metal-particle formulation. Tape running speed is 57.8 mm/s with a long recording time of 124 minutes. No other digital media offers the length of record/playback time and durability of D-9 video cassettes.



Black Stretch/Black Compress

The Black Stretch/Black Compress function enhances or compresses reproduction of black areas on the screen.

Highlight Chroma Processing

The DY-70E has built-in Highlight Chroma Processing to maintain colour saturation in highlights. The result is natural colour reproduction even in bright highlight portions of the picture.

Detail Correction

A user control is provided to switch the mixture of in-band and out-band correction, to adjust the picture sharpness and produce a pleasing picture.

Tape/Battery Remaining Indicator

The Tape/Battery Remaining Indicator means you always know exactly how much tape and battery power remains, so that you can change tape and battery before it is too late!

Built-in Phantom Microphone Power

Phantom power can be supplied to optional microphones through XLR connectors and switched off to each channel when not in use.

Time Code Reader/Generator and Time Date Generator

Two SMPTE-standard time code generators digitally record independent time code streams in the sub-code area. The main time code generator can be preset by the operator or slave-locked to an existing time code on the tape, or to an external master time code generator for shooting with more than one camera. The secondary time code automatically records time code data corresponding to date and time of day. D-9 editing decks can accurately read both time codes at any speed.

Continuous Auto Black (CAB)

JVC's Continuous Auto Black (CAB) circuit continually corrects black balance by sampling a CCD's optical black. CAB assures perfect black balance in a changing environment without the operator having to interrupt shooting.

Automatic Level Control (ALC)

ALC with Extended Electronic Iris allows continuous automatic shooting in all light levels, without the operator having to switch gain setting or an ND filter.

Variable Scan View

The Variable Scan View function lets you capture flicker-free footage of a video or data display screen that has a different scan speed than the camera. The DY-70E has a scan speed of 50.1 Hz to 2067.8 Hz.

High-quality Audio Reproduction

4-channel PCM Audio


The DY-70E has four independently editable, high-quality, 16-bit, 48 kHz sampling digital audio channels, with a dynamic range of more than 85 dB.



[AUD 1] Connector [AUD 2] Connector

Built-in Monitoring Speaker

A side-mounted speaker lets you monitor audio in playback and record modes without headphones.



[MIC 2 IN] Connector [MIC 1 IN] Connector

Other D-9 Equipments

BR-D860E Full Quality Low Cost D-9 Editing Recorder



BR-D560E Full Quality Low Cost D-9 Source Recorder



- 4:2:2, 8-bit, 50 Mbps, D-9 signal processing
- High-quality 2-channel digital sound with 16-bit, 48 kHz sampling
- Advanced pre-read function with 5H window (only BR-D860E)
- Instantaneous-lock function
- Viterbi circuit
- Self-diagnosis function via RS-232C interface

DY-90E D-9 Camcorder

DY-90WE D-9 Camcorder with Variable Aspect Ratio (4:3 & 16:9)



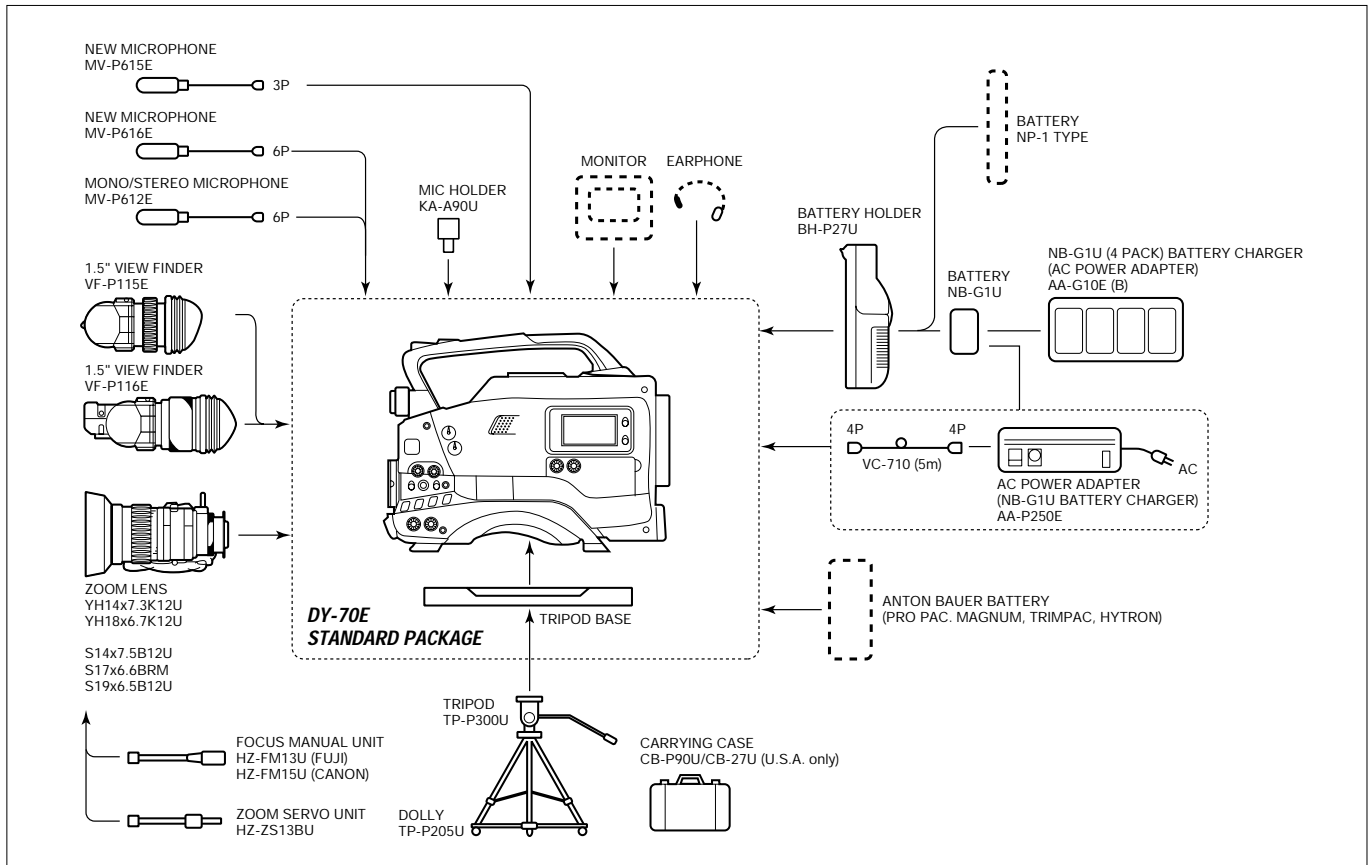
- Three high-density 2/3-inch CCDs delivering 380,000 effective pixels (DY-90E) and 480,000 effective pixels (DY-90WE)
- Setup Box function
- 4 optical filters: 3200K/5600K/5600K+1/16ND, EFFECT (STAR)

Nomenclature and Functions of Major Parts



- 1 Viewfinder mount base, sliding securing ring
- 2 [VF] Viewfinder connector
- 3 [MIC 2 IN + 48 V] Microphone 2 input connector
- 4 [LENS] control connector
- 5 [ZEBRA] switch
- 6 [VTR] trigger button (record start/stop button)
- 7 [AUTO WHITE/ACCU FOCUS] switch
- 8 Lens mounting ring/Lens lock lever
- 9 [FILTER] Colour temperature conversion filter control knob
- 10 [MIC IN 1 IN] Microphone 1 input connector (6-pin)
- 11 Mic holder mounting screw holes
- 12 [GEN LOCK IN] connector (BNC)
- 13 [TC IN] connector (BNC)
- 14 [TC OUT] connector (BNC)
- 15 [MONITOR OUTPUT] connector (BNC)
- 16 [CAM/VTR] Monitor output CAM/VTR switch
- 17 Cassette cover
- 18 [VTR] trigger button (record start/stop button)
- 19 [POWER] switch
- 20 [VTR] switch
- 21 [GAIN] switch
- 22 [AUTO IRIS] Auto iris level switch
- 23 [FULL AUTO] Full auto shooting on/off button and indicator
- 24 [MIC REC LEVEL] control
- 25 [MONITOR] Audio monitor control
- 26 [ALARM] control
- 27 [OUTPUT] Colour bar/Camera/ Auto knee switch
- 28 [W.BAL] White balance switch
- 29 [BLACK] Black stretch/black compression switch
- 30 [LOLUX] on/off button
- 31 [SHUTTER] switch
- 32 [FILE] switch
- 33 [MENU] button
- 34 [ITEM] button
- 35 [UP] button
- 36 [SET/DISPLAY] button
- 37 [DOWN] button
- 38 [PHASE H] Horizontal phase control
- 39 [PHASE SC FINE] Colour sub-carrier phase control
- 40 [PHASE SC COARSE] Color sub-carrier phase coarse adjustment control
- 41 Monitoring loudspeaker
- 42 Lithium battery installation case
- 43 [AUD1 LEVEL] control
- 44 [AUD2 LEVEL] control
- 45 [MIC1/MIC2] select switch
- 46 [MIC2/1L (MONO) auto/manual select switch
- 47 [MIC1R] auto/manual select switch
- 48 [AUD1-2] auto/manual select switch
- 49 [WARNING] indicator
- 50 [AUDIO MONITOR] switch
- 51 [LIGHT] switch
- 52 [COUNTER] switch
- 53 [RESET] button
- 54 Audio level meters
- 55 Warning indicators
- 56 MENU indicator
- 57 Time code-related indicators
- 58 Counter display
- 59 Remaining battery power indicator
- 60 Cassette/tape direction/remaining tape time indicators
- 61 [MENU] button
- 62 [HOLD/GROUP] button
- 63 [SHIFT/ITEM] button
- 64 [ADVANCE/SELECT] button
- 65 [PRESET/DATA SET] button
- 66 [PRESET/REGEN] switch
- 67 [REC/FREE] run switch
- 68 [TC DISP] switch
- 69 Operation cover
- 70 [EJECT] button
- 71 [PLAY] button
- 72 [STOP] button
- 73 [REW] button
- 74 [FF] button
- 75 Back tally lamp
- 76 [DC IN] connector (XLR 4-pin)
- 77 [DC OUT] connector
- 78 [EAR.1] earphone jack
- 79 [AUD1 IN LINE/MIC] select switch
- 80 [AUD2 IN LINE/MIC] select switch
- 81 [LINE OUT] connector (XLR 5-pin)
- 82 [AUD2 IN] Audio 2 input connector (XLR 3-pin)
- 83 [AUD1 IN] Audio 1 input connector (XLR 3-pin)
- 84 Battery holder

System Configuration



SPECIFICATIONS

■ CAMERA SECTION

Image pickup device: 1/2-inch interline CCDs
 Colour separation optical system: 3-colour separation prism
 Number of effective pixels: 440,000 pixels (752 (H)×582 (V))
 Colour system: PAL (R-Y, B-Y encoder)
 Colour bars: EBU colour bar
 Sync system: Internal sync, External sync (VBS or BB)
 Lens mount: Bayonet system (compatible with 1/2-inch lenses)
 Optical filter: 3200K, 5600K + 1/8ND, 5600K + 1/64ND
 Sensitivity: F11, 2000 lx
 Resolution: Response equivalent to camera with 800 TV Lines (H) or 500 TV Lines (V) via monitor output
 Gain: -3, 0, 6, 9, 12, 18 dB, LOLUX, ALC
 LoLux minimum illumination: 0.75 lx with F1.4
 Registration: 0.05% or less (excluding lens distortion)
 Contour correction: Horizontal dual-edged, Vertical 2H
 Shutter speed: 120, 250, 500, 1000, 2000 Hz
 V. SCAN speed: 50.1 Hz to 2067.8 Hz (50.3 Hz to 2067.8 Hz in V. MAX mode.)

■ VTR SECTION

Format: D-9
 Tape width: 12.65 mm
 Tape speed: 57.795 mm/sec
 Record/Play time: 104 minutes (With a DS-104 cassette)
 FF/rewind time: Approx. 4 minutes (With a DS-64)
[VIDEO]
 Sampling frequencies: Y: 13.5 MHz, R-Y/B-Y: 6.75 MHz

Quantisation: 8-bit
 S/N: More than 52 dB (during BR-D80E/D50E reproduction with component output)

[AUDIO]

Number of channels for recording: PCM×4, cue track×2
 Sampling frequency: 48 kHz
 Quantisation: 16-bit
 Frequency response: 20 Hz to 20 kHz (PCM)
 Dynamic range: More than 85 dB (PCM) (during BR-D80E/D50E reproduction)

[Time Code System]

Time code signal: Compliance with EBU type
 LTC input: 0 ± 6dBs, high impedance, unbalanced
 LTC output: 0 ± 6dBs, low impedance, unbalanced

■ INPUT/OUTPUT SIGNALS

Video signal output: 1 V (p-p), 75 Ω (BNC) (Composite video signal)
 Lens: 12-pin connector
 MIC1 input: -52 dBs, unbalanced, 6-pin
 MIC2 input: -60 dBs, balanced, +48 V XLR-3-pin
 AUD1/2 input: +4 dBs/10 kΩ (select the switch)
 -60 dBs/3 kΩ (select the switch)
 +48 V (ON/OFF switch) (XLR3), balanced
 Audio output: 0 dBs, low impedance, (XLR-5), balanced
 Earphone output: -60 to -17 dBs, at 8 Ω load
 DC input: 12 V DC (11 to 15 V DC)
 Auxiliary power output: 12 V DC (max. 0.1A (11 to 15 V DC))

■ GENERAL

Power consumption: 12VDC ⇒ 3A with VF-P116E (Max.)
 12VDC ⇒ 2.45A with VF-P116E (when recording)
 Mass: Approx. 4.8 kg (main unit only)
 Operating temperature: 0°C to 40°C (32°F to 104°F)
 Operating humidity: 30% to 80% RH
 Storage temperature: -20°C to 60°C (-4°F to +140°F)

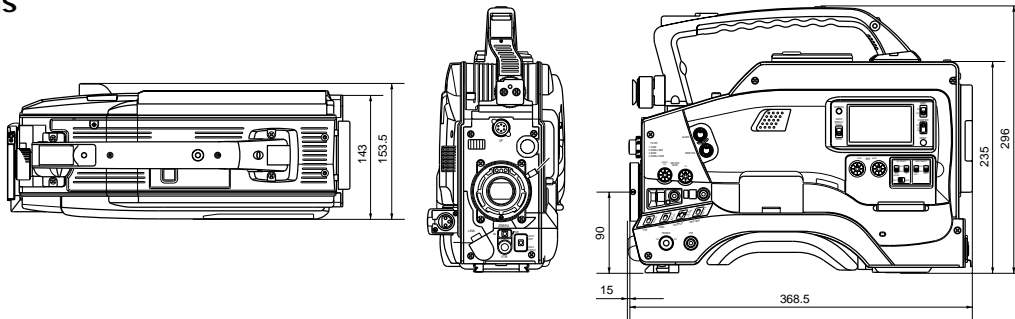
■ ACCESSORIES

Tripod base: ×1
 Lithium battery: ×1 (CR2032)
 Instructions: ×1
 Label (for DY-70E): ×1
 Label (for tape): ×10

■ VF-P116E VIEWFINDER

Input signal: Composite video: 1V(p-p), high impedance
 CRT: 38mm (1.5") diagonal
 Resolution: More than 500 lines
 Provided circuits: Tally: Top tally (can be defeated), REC lamp/Warning: Low battery (camera power), VTR's tape end and malfunctions
 Power consumption: 12V DC, 3.5W
 Operating temperature: 23°F to 113°F (-5°C to +45°C)
 Weight: 750g

Dimensions



Unit: mm

OPTIONAL ACCESSORIES

VF-P116E 1.5" Viewfinder 	YH14×7.3K12U (CANON) 14:1 Power Zoom Lens 	YH18×6.7K12U (CANON) 18:1 Power Zoom Lens 	S14×7.5B12U (FUJINON) 14:1 Power Zoom Lens 	S19×6.5B12U (FUJINON) 19:1 Power Zoom Lens 	AA-P250E AC Power Adapter/ Charger 	
VF-P115E 1.5" Viewfinder 	AA-G10E Battery Charger/ AC Power Adapter 	NB-G1U Ni-Cd Battery (2.2 Ah) 	NP-1 Type Lithium Ion Battery 	MV-P616E Stereo/Super Directional Microphone 	KA-A90U Mic Holder 	BH-P27U Battery Holder 

Design and specifications subject to change without notice.

JVC
 VICTOR COMPANY OF JAPAN, LIMITED

DISTRIBUTED BY



Certificate No. EC96J1049



ISO9001/No. FM26586

■ The Hachioji Plant of Victor Company of Japan, Ltd., has received ISO14001 Certification under the global standard for environmental management.

Printed in Japan
 KCN-1785
 CEDY70EKN2000.7

Free Manuals Download Website

<http://myh66.com>

<http://usermanuals.us>

<http://www.somanuals.com>

<http://www.4manuals.cc>

<http://www.manual-lib.com>

<http://www.404manual.com>

<http://www.luxmanual.com>

<http://aubethermostatmanual.com>

Golf course search by state

<http://golfingnear.com>

Email search by domain

<http://emailbydomain.com>

Auto manuals search

<http://auto.somanuals.com>

TV manuals search

<http://tv.somanuals.com>