

SINGER

14K1,K4

8 PARTS FOR NOS. 14 K 1 TO 14 K 4 MACHINES

NO.	PLATE	NAME	EACH
		Cord Bobbin Rod Bracket Wood Screw, 7/8 in. No. 11, R. H. B. (4) per doz.	\$ -
87364		Cord Box, 31 1/2 in. x 8 1/8 in. x 2 7/8 in.	1 80
87365		" " 48 1/4 in. x 8 1/8 in. x 2 7/8 in.	2 15
89382	674	" " Bracket (2).....	35
	138D	" " " Screw (1).....	05
		" " Wood Screw, 7/8 in. No. 11, R. H. B. (4)..... per doz.	-
89383		Cord Guide.....	40
		" " Wood Screw, 7/8 in. No. 11, R. H. B. (2)..... per doz.	-
89211		Driving Shaft for 26 in. Machine.....	6 00
89212		" " " 12 " ".....	7 80
87357		" " Guard Board (wood) 37 1/8 in. x 2 3/4 in. x 3 1/4 in.	60
87358		Driving Shaft Guard Board (wood) 54 in. x 3 in. x 3 1/4 in.	70
SS 34E		Driving Shaft Guard Board Screw (2) ...	05
89213		" " Pulley (tight) 12 in. x 2 in. with SS174c.....	1 55
89214		Driving Shaft Pulley (loose) 12 in. x 2 in.	1 80
SS 174c		" " " Set Screw for 89213.	05
89215	675	Face Plate (right).....	1 00
89216		" " Cord Guide.....	05
89217		Face Plate (right) complete, Nos. SS223, 1560b, 8905, 89215, 89216, 89361 and two 89363.....	1 40
89218		Face Plate (left).....	1 00
89219		Face Plate (left) complete, Nos. SS223, 1560b, 8905, 89216, 89218, 89361 and two 89363.....	1 40
	161D	Face Plate Screw (2).....	04
89220	673	Feed Cam.....	1 20
89221		" " Key.....	40
89222	674	" " Lever.....	2 15
SS 297E		" " " Hinge Screw Stud.....	10
89223		" " " " " " Collar with two 446c.....	60
	446c	Feed Cam Lever Hinge Screw Stud Collar Set Screw.....	03
RR 15		Feed Cam Lever Roller and Stud.....	1 45
89224	675	" Pawl (right) with 89229.....	70
89225	675	" " (left) with 89229.....	70
SS 298E		" " Hinge Screw Stud.....	40
89226	674	" " " " " Locking Handle.....	55
89227		Feed Pawl Hinge Screw Stud Washer....	01

PARTS FOR NOS. 14 K 1 TO 14 K 4 MACHINES 9

NO.	PLATE	NAME	EACH
89228		Feed Pawl Spring (spiral).....	\$ 05
89229		" " " Hook.....	05
89230		" " Washer with 89229.....	05
	180D	" " " Screw.....	03
89229		" " " Hook.....	05
89231	675	" " Lever (right).....	2 00
89232	675	" " " (left).....	2 00
89233		" " " Index Finger.....	25
89234	674	" " " Pitman (right and left).....	90
SS 298E		" " " " Hinge Screw Stud (3).....	40
89226	674	Feed Pawl Lever Pitman Hinge Screw Stud Locking Handle.....	55
89227		Feed Pawl Lever Pitman Hinge Screw Stud Washer.....	01
89235		Feed Pawl Lever Pitman Stud (left, lower).....	50
89230		Feed Pawl Lever Pitman Stud Washer with 89229.....	05
	180D	Feed Pawl Lever Pitman Stud Washer Screw.....	03
89229		Feed Pawl Lever Pitman Stud Washer Hook.....	05
89236		Feed Pawl Lever Pitman Washer.....	01
	180D	" " " " " " Screw..	03
89237	673	" Ratchet Wheel.....	6 70
89238	673	" " " Carrier Disc.....	1 70
89239		" " " " " Pin....	05
	611D	" " " Screw (2).....	12
89240		" " " Wood Brake.....	50
89241	674	" " " " " Bracket	20
SS 39D		" " " " " " " Screw (2).....	05
89242		Feed Ratchet Wheel Wood Brake Spring (flat).....	1 10
89243		Feed Ratchet Wheel Wood Brake Spring Pin.....	05
SS 292c		Feed Ratchet Wheel Wood Brake Spring Screw.....	10
	1518c	Feed Ratchet Wheel Wood Brake Spring Screw Nut.....	04
89244	674	Feed Ratchet Wheel Wood Brake and Retaining Bracket.....	55
	138E	Feed Ratchet Wheel Wood Brake and Retaining Bracket Screw.....	05
89245	675	Feed Retaining Pawl with 89229.....	70
SS 298E		" " " Hinge Screw Stud	40

10 PARTS FOR NOS. 14 K 1 TO 14 K 4 MACHINES

NO.	PLATE	NAME	EACH
89226	674	Feed Retaining Pawl Hinge Screw Stud	
		Locking Handle.....	\$ 55
89227	---	Feed Retaining Pawl Hinge Screw Stud	
		Washer.....	01
89228	---	Feed Retaining Pawl Spring (spiral).....	05
89229	---	" " " " Hook.....	05
89230	---	" " " " Washer with 89229.....	05
180D	---	" " " " Screw.....	03
89229	---	" " " " Hook.....	05
89246	---	Shaft for 26 in. Machine.....	5 20
89247	---	" " " 42 " ".....	6 35
89248	675	" " Bracket (right).....	1 45
89249	675	" " " (left).....	1 45
SS 255E	---	" " " " Screw.....	10
89250	---	" " " " Washer.....	01
SS 272E	---	" " " " Raising Screw (2).....	20
89251	---	" " Collar with two 446c.....	65
446c	---	" " " " Set Screw.....	03
SS 40E	---	" Wheel Hinge Screw.....	10
NN 5	---	" " " " Nut.....	10
10554	---	" " " " Joint Pin.....	02
89252	---	" " Key.....	25
127E	---	" " " " Screw.....	04
2049	---	" " Steady Pin.....	01
89253	---	Feed Wheel complete, Nos. 127E, 89252,	
		two each NN5, SS40E, 2049, 10554	
		and studs to suit the pitch of cards.....	5 05
89255	---	Feed Wheel Card Stud (plain).....	03
89256	---	" " " " (flat).....	05
89257	---	" " " " (eccentric, flat	
		side).....	10
SS 131c	---	Feed Wheel Card Stud (screwed).....	05
89258	---	Head (right).....	3 50
89259	---	" Binding Plate.....	70
89260	---	" " " Handle.....	20
2049	---	" " " Pin.....	01
SS 144c	---	" " " " Screw.....	05
89261	---	" " " " Washer.....	02
89262	---	" Gib.....	35
577c	---	" " Set Screw.....	06
1517	---	" " " " Nut.....	04
89263	---	" Slide Plate.....	70
138E	---	" " " " Screw.....	05
89264	675	Head (right) complete, Nos. SS144c,	
		89217, 89258 to 89263, two each 138E,	
		164b, 577c, 1517 and 2049.....	7 20
89265	---	Head (left).....	3 50

PARTS FOR NOS. 14 K 1 TO 14 K 4 MACHINES 11

NO.	PLATE	NAME	EACH
89266	---	Head (left) complete, Nos. SS144c, 89219,	
		89259 to 89263, 89265, two each 138E,	
		164b, 577c, 1517 and 2049.....	\$7 20
89267	674	Needle Bar.....	55
89268	675	" " Connection Stud with two	
		448c.....	85
448c	---	Needle Bar Connection Stud Set Screw.....	03
89269	673	" " Link (right) with 152b.....	55
89270	---	" " " (left) with 152b.....	55
152b	---	" " " Adjusting Screw.....	03
20d	---	" " " Hinge Screw.....	15
1620	---	" " " " " Nut.....	03
89271	675	" " and Thread Take-up Lever	
		(right).....	1 25
89272	---	Needle Bar and Thread Take-up Lever	
		(left).....	1 25
SS 280E	---	Needle Bar Lever Binding Screw.....	05
82833	---	" " " " " Washer.....	01
89273	---	" " " Key.....	25
180D	---	" " " " Set Screw.....	03
89274	---	" Clamp (right) with 156b.....	85
89275	674	" " (left) with 156b.....	85
156b	---	" " Screw.....	05
89276	673	" Guard (right).....	40
89277	---	" " (left).....	40
176D	---	" " Screw (2).....	03
89278	674	" Bar Cam.....	5 75
89279	---	" " Key.....	25
89280	675	" " " Lever with RR15.....	2 95
RR 15	---	" " " " Roller and Stud.....	1 45
89281	---	" " Rock Shaft for 26 in. Machine.....	5 40
89282	---	" " " " " 42 " ".....	6 25
89283	---	" " " " Collar with two	
		446c.....	60
446c	---	Needle Bar Rock Shaft Collar Set Screw.....	03
89284	675	" " " " Crank with 356c.....	1 25
356c	---	" " " " " Set Screw.....	06
89239	---	" " " " " Pin.....	05
89285	---	" " " " " Connecting	
		Rod.....	2 20
89286	673	Needle Bar Rock Shaft Crank Connecting	
		Rod Pin.....	05
SS 45D	---	Needle Bar Rock Shaft Crank Connecting	
		Rod Pin Screw.....	03
12D	---	Needle Bar Rock Shaft Crank Connecting	
		Rod Screw.....	30

12 PARTS FOR NOS. 14 K 1 TO 14 K 4 MACHINES

NO.	PLATE	NAME	EACH
89287	---	Needle Bar Rock Shaft Stay for 42 in. Machine.....	\$ 25
SS 45D	---	Needle Bar Rock Shaft Stay Screw (2)....	03
89288	674	Presser Bar.....	80
89289	675	" " Lifter (right) with 89292.....	1 45
89290	---	" " " and Tripping Point (right).....	1 45
89291	---	Presser Bar Lifter (left) with 89292.....	1 45
89292	---	" " " Key with 203c.....	25
	203c	" " " " Set Screw.....	03
89293	---	" " " Rod for 26 in. Machine.....	85
89294	---	" " " " " 42 " ".....	1 00
89295	673	" " " " Bracket.....	40
SS 39D	---	" " " " " Screw (2).....	05
89296	---	" " " " Collar with two 448c.....	50
	448c	Presser Bar Lifter Rod Collar Set Screw.....	03
89297	---	" " " " Handle with 356c.....	35
	356c	" " " " " Screw.....	06
89298	---	" " Spring.....	05
89299	673	" " " Bracket with SS150E.....	95
SS 150E	---	" " " " Set Screw.....	05
89300	674	" Foot (right).....	1 10
89301	---	" " (left).....	1 10
	159D	" " Screw.....	03
89302	---	Rail (upper) for 26 in. Machine.....	8 90
89303	---	" " " 42 " ".....	11 15
SS 250E	---	" " Screw (2).....	05
NN 2	---	" " Nut (2).....	05
89304	---	" " Washer.....	01
92705	---	" " Steady Pin.....	05
89305	---	" (lower) for 26 in. Machine.....	8 30
89306	---	" " " 42 " ".....	10 50
SS 249E	---	" " Screw (4).....	05
NN 2	---	" " Nut (4).....	05
89304	---	" " Washer.....	01
92705	---	" " Steady Pin.....	05
89307	---	" Standard (right).....	12 00
89308	---	" " (left).....	12 00
89309	---	Shuttle Bobbin.....	90
89310	---	" " Retaining Lever (right).....	1 15
SS 307E	---	" " " " Hinge Screw.....	05
89311	---	Shuttle Bobbin Retaining Lever Leather Pad.....	01
89312	---	Shuttle Bobbin Retaining Lever Pin.....	03
89313	---	" " " " " Spring.....	01

PARTS FOR NOS. 14 K 1 TO 14 K 4 MACHINES 13

NO.	PLATE	NAME	EACH
89314	---	Shuttle Bobbin Screw Centre.....	\$ 05
89315	---	" " Spring Centre.....	03
89316	---	" " " " Spring.....	01
	176D	" " " " Set Screw.....	03
89317	---	" Cord Guide Wire.....	10
RR 12	---	" " Roller.....	20
89318	---	" " Guard Plate (right) with 89320.....	20
89319	---	Shuttle Cord Roller Guard Plate Rivet.....	02
89320	---	" " " Pin.....	03
89321	---	" Guard Wire.....	05
89322	---	" Tension Spring (right).....	40
	334D	" " " Adjusting Screw.....	03
SS 208D	---	" " " Screw.....	05
89323	674	Shuttle (right) complete, Nos. RR12, 176D, SS208D, SS307E, 334D, 89309 to 89318, 89321, 89322 and two 89319.....	9 60
89324	---	Shuttle Bobbin Retaining Lever (left).....	1 15
89325	---	" Cord Roller Guard Plate (left) with 89320.....	20
89326	---	Shuttle Tension Spring (left).....	40
89327	---	Shuttle (left) complete, Nos. RR12, 176D, SS208D, SS307E, 334D, 89309, 89311 to 89317, 89321, 89324 to 89326 and two 89319.....	9 60
89328	675	Shuttle Race (right).....	4 80
89329	---	" " (left).....	4 80
	524c	" " Screw.....	12
	4389	" " Steady Pin.....	02
89330	---	" Carrier Body (right).....	4 80
89331	---	" " " Hinge Finger (right).....	1 30
	25D	" " " " " Hinge Screw.....	15
89332	---	Shuttle Carrier Body Hinge Finger Latch.....	85
	1002c	" " " " " " " Screw.....	03
89333	---	Shuttle Carrier Body Hinge Finger Latch Spring.....	02
89334	674	Shuttle Carrier (right) complete, Nos. 25D, 1002c and 89330 to 89333.....	7 20
89335	---	Shuttle Carrier Body (left).....	4 80
89336	---	" " " Hinge Finger (left).....	1 30
89337	---	Shuttle Carrier (left) complete, Nos. 25D, 1002c, 89332, 89333, 89335 and 89336.....	7 20
SS 45D	---	Shuttle Carrier Screw (2).....	03
89338	673	" " Vibrating Lever (right).....	2 40
89339	---	" " " " (left).....	2 40

14 PARTS FOR NOS. 14K1 TO 14K4 MACHINES

NO.	PLATE	NAME	EACH
89340	675	Shuttle Carrier Vibrating Lever Link with two SS39d.	\$ 90
89286	673	Shuttle Carrier Vibrating Lever Link Pin (2).	05
SS 39d	---	Shuttle Carrier Vibrating Lever Link Set Screw.	05
89341	674	Shuttle Carrier Vibrating Lever Plate	40
SS 45d	---	" " " " " " Screw.	03
89342	---	Shuttle Carrier Vibrating Lever Supporting Arm (right).	3 35
89343	---	Shuttle Carrier Vibrating Lever Supporting Arm (left).	3 35
89344	---	Shuttle Carrier Vibrating Lever Supporting Arm Binding Plate (right).	30
89345	---	Shuttle Carrier Vibrating Lever Supporting Arm Binding Plate (left).	30
89346	---	Shuttle Carrier Vibrating Lever Supporting Arm Binding Plate (lower).	30
2022	---	Shuttle Carrier Vibrating Lever Supporting Arm Binding Plate Pin.	01
SS 147c	---	Shuttle Carrier Vibrating Lever Supporting Arm Binding Plate Screw.	05
89347	---	Shuttle Carrier Vibrating Lever Supporting Arm Binding Plate Screw Handle.	30
89348	---	Shuttle Carrier Vibrating Lever Supporting Arm Gib.	55
303c	---	Shuttle Carrier Vibrating Lever Supporting Arm Gib Screw (2).	06
1517	---	Shuttle Carrier Vibrating Lever Supporting Arm Gib Screw Nut (2).	01
89349	---	Shuttle Rock Shaft for 26 in. Machine.	7 20
89350	---	" " " " 42 " " "	9 00
89351	673	" " " " Cam with 118e.	1 80
118e	---	" " " " " Set Screw.	08
89352	675	" " " " " Lever with RR15 and 678c.	2 40
89353	---	Shuttle Rock Shaft Cam Lever Pin.	50
RR 15	---	" " " " " " Roller and Stud.	1 45
678c	---	Shuttle Rock Shaft Cam Lever Set Screw	08
92705	---	" " " " " Steady Pin	05
89354	---	" " " " " Collar with two 434c.	90
434c	---	" " " " " " Set Screw.	04
89355	---	" " " " " Lever (right) for 89358.	80
SS 159c	---	Shuttle Rock Shaft Lever Binding Screw	10

PARTS FOR NOS. 14K1 TO 14K4 MACHINES 15

NO.	PLATE	NAME	EACH
89347	---	Shuttle Rock Shaft Lever Binding Screw Handle.	\$ 30
89356	---	Shuttle Rock Shaft Lever Key.	25
SS 39d	---	" " " " " " Screw.	05
89357	---	" " " " " " Pin.	20
SS 151c	---	" " " " " " Set Screw.	05
89358	675	Shuttle Rock Shaft Lever (right) complete, Nos. SS39d, SS151c, SS159c, 89347 and 89355 to 89357.	1 70
89359	---	Shuttle Rock Shaft Lever (left) for 89360	80
89360	---	Shuttle Rock Shaft Lever (left) complete, Nos. SS39d, SS151c, SS159c, 89347, 89356, 89357 and 89359.	1 70
87359	---	Table, 36 in. x 6 in. x 5/8 in. (for machine) with two 87361.	2 15
87360	---	Table, 52 3/4 in. x 6 in. x 5/8 in. (for machine) with two 87361.	2 50
---	---	Table Wood Screw, 7/8 in. No. 11, R. H. B. (4).	per doz
89361	673	Table Bracket (right).	50
89362	---	" " (left).	50
E38d	---	" " " " " " Screw (4).	05
87361	---	" " " " " " Drawer (wood).	60
SS 223	---	Tension Screw Stud.	10
1560b	---	" " " " " " Thumb Nut.	01
8905	---	" " " " " " Washer.	01
89363	---	" " " " " " Disc (2).	05
89364	---	" " " " " " Spring.	05
89365	---	Treadle.	1 25
89366	---	" " " " " " Rod for 26 in. Machine.	95
89367	---	" " " " " " " 42 " " "	1 15
89368	---	" " " " " " Collar.	40
678c	---	" " " " " " " Set Screw (2).	08
89369	674	" " " " " " Lever.	70
84519	---	" " " " " " Joint.	05
89370	---	" " " " " " Pitman.	10
SS 151c	---	" " " " " " " " Screw.	05
89239	---	" " " " " " " " Pin.	05
678c	---	" " " " " " " " Set Screw (2).	08
89384	---	Under Stay Rod for 26 in. Machine.	95
89385	---	" " " " " " " 42 " " "	1 20
SS 259e	---	" " " " " " " " Screw (2).	03
89386	---	Wrench (socket) for NN5.	30
89387	---	" " " " " " " " for SS259.	10

PARTS SPECIAL TO Nos. 14k1 to 14k4 MACHINES

(WHEN FITTED FOR FOOT POWER)

NO.	PLATE	NAME	EACH
89388	—	Balance Wheel with SS174c, 9082, 89304 and 89389.....	\$3 10
SS 174c	—	Balance Wheel Set Screw.....	05
89389	—	“ “ Stud.....	70
9082	—	“ “ “ Pin.....	01
89304	—	“ “ “ Washer.....	01
89390	—	Back Driving Shaft for 26 in. Machine... 3	25
89391	—	“ “ “ “ 42 “ “..... 3	80
89392	—	“ “ “ Bracket (right).....	1 45
89393	—	“ “ “ “ (left).....	1 45
SS 255E	—	“ “ “ “ Bolt (2).....	10
NN 29	—	“ “ “ “ “ Nut (2).....	05
89394	—	“ “ “ “ “ Washer (2).....	01
89395	—	Back Driving Shaft Bracket Roller (8)...	30
89396	—	“ “ “ Belt.....	35
89397	—	“ “ “ Collar with two 443c (2).....	60
443c	—	Back Driving Shaft Collar Set Screw....	03
89398	—	“ “ “ Pulley, 6 in. x 2 in., with 344c.....	1 10
344c	—	Back Driving Shaft Pulley Set Screw....	08
89399	—	Belt (flat) 77 in. x 1¾ in.....	—
89213	—	Driving Shaft Pulley (tight) 12 in. x 2 in., with SS174c.....	1 55
SS 174c	—	Driving Shaft Pulley Set Screw.....	03
91242	—	Oil Hole Plug (wood).....	02
89400	—	Raising Board (wood) 28 in. x 4 in. x 1¾ in.....	—
89365	—	Treadle.....	1 25
89401	—	“ Rod for 26 in. Machine.....	95
89402	—	“ “ “ 42 “ “.....	1 15
89368	—	“ “ Collar (2).....	40
678c	—	“ “ “ Set Screw (2).....	08
89403	—	“ “ Lever.....	70
89239	—	“ “ Pin.....	05
89404	—	“ “ “ Pitman (wood) 36¾ in. centre to centre.....	95

NO.	PLATE	NAME	EACH
89405	—	Treadle Rod Lever Stud.....	\$ 70
9082	—	“ “ “ “ Pin.....	01
89304	—	“ “ “ Washer.....	01
89406	—	“ “ Supporting Bracket for 42 in. Machine (2).....	25
89407	—	Treadle Rod Supporting Bracket Block (wood).....	05
—	—	Treadle Rod Supporting Bracket Wood Screw, 1 in. No. 10 (2)..... per doz.	—
678c	—	Treadle Set Screw (2).....	08

ACCESSORIES

NO.	PLATE	NAME	EACH
89309	—	Bobbin (1 for each shuttle).....	\$ 90
—	—	Needle (1 for each head of machine).....	—
86161	—	Oiler with 86162.....	10
86162	—	“ Spout for 86161.....	05
25537	—	Screw Driver (machine).....	10
89386	—	Wrench (socket) for NN5.....	30
89387	—	“ for SS259.....	10

BOBBIN WINDER (Automatic)

FOR

Nos. 14k1 to 14k4 MACHINES

NO.	PLATE	NAME	EACH
89408	—	Bobbin Winder Frame.....	\$1 70
SS 57E	—	“ “ “ Screw.....	03
89409	—	“ “ Belt Fork.....	40
89410	—	“ “ “ “ Pin.....	03
89411	—	“ “ Belt (size ¾ in., length 99 in.).....	25
89412	—	Bobbin Winder Centre.....	20
SS 283E	—	“ “ “ Set Screw.....	10
89413	—	“ “ “ “ “ Stop Pin.....	03
89414	—	Bobbin Winder Shaft.....	70
89415	—	“ “ “ Pin.....	03
89416	—	“ “ “ Pulley (tight).....	70
89417	—	“ “ “ “ (loose).....	70

BOBBIN WINDER (Automatic)

NO.	PLATE	NAME	EACH
89415	---	Bobbin Winder Shaft Pulley Pin.....	\$ 03
89418	---	" " Starting Spindle.....	50
89419	---	" " " " Spring...	03
89420	---	" " Stop Lever.....	40
346D	---	" " " " Clamp Screw.	08
89421	---	" " " " Shaft.....	25
89422	---	" " " " Tripping Lever	25
89423	---	" " " " " "	
		Spring.....	05
89424	---	Bobbin Winder Worm.....	90
89410	---	" " " Pin.....	03
89425	---	" " " Shaft.....	35
89426	---	" " " " Pulley.....	50
89427	---	" " " " " Belt..	10
89410	---	" " " " " Pin...	03
89428	---	" " " Wheel and Cam	95
SS 207E	---	" " " " " "	
		Hinge Screw.....	25
1608	---	Bobbin Winder Worm Wheel and Cam	
		Hinge Screw Nut.....	05
82833	---	Bobbin Winder Worm Wheel and Cam	
		Hinge Screw Washer.....	01
89429	---	Bobbin Winder Worm Wheel and Cam	
		Lever.....	70
11c	---	Bobbin Winder Worm Wheel and Cam	
		Lever Hinge Screw.....	25
1804	---	Bobbin Winder Worm Wheel and Cam	
		Lever Roller and Stud.....	25
SS 223	---	Bobbin Winder Worm Wheel and Cam	
		Lever Tension Screw Stud.....	10
1560D	---	Bobbin Winder Worm Wheel and Cam	
		Lever Tension Screw Stud Nut.....	04
89363	---	Bobbin Winder Worm Wheel and Cam	
		Lever Tension Disc.....	05
89364	---	Bobbin Winder Worm Wheel and Cam	
		Lever Tension Spring.....	05
89430	---	Bobbin Winder (automatic) complete, Nos. 11c, SS207E, SS223, SS283E, 346D, 1560D, 1608, 1804, 82833, 89364, 89408, 89409, 89411 to 89414, 89416 to 89429, two each SS57E, 89363, 89415 and three 89410.....	10 80

NO.	PLATE	NAME	EACH
89415	—	Bobbin Winder Shaft Pulley Pin	\$ 03
89416	—	“ “ “ (tight)	70
89417	—	“ “ “ (loose)	70
89418	—	Starting Spindle	50
89419	—	“ “ “ Spring	03
89420	—	Stop Lever	40
89421	—	“ “ “ Shaft	25
89422	—	“ “ “ Tripping Lever	25
89423	—	“ “ “ “ “	
		Spring	05
89424	—	Bobbin Winder Worm	90
89425	—	“ “ “ Shaft	35
89426	—	“ “ “ Pulley	50
89427	—	“ “ “ Belt	10
89428	—	“ “ “ Wheel and Cam	95
89429	—	“ “ “ “ “	
		Lever	70
89430	—	Bobbin Winder (automatic) complete, Nos. 11c, SS207e, SS223, SS283e, 346d, 1560d, 1608, 1804, 82833, 89364, 89408, 89409, 89411 to 89414, 89416 to 89429, two each SS57e, 89363, 89415 and three 89410.	10 80
91242	—	Oil Hole Plug (wood)	02
92705	—	Rail (upper) Steady Pin	05
92705	—	“ (lower) Steady Pin	05
92705	—	Shuttle Rock Shaft Cam Steady Pin	05

PLATE 673.
ONE - FIFTH SIZE.




PLATE 674.
ONE - FIFTH SIZE.

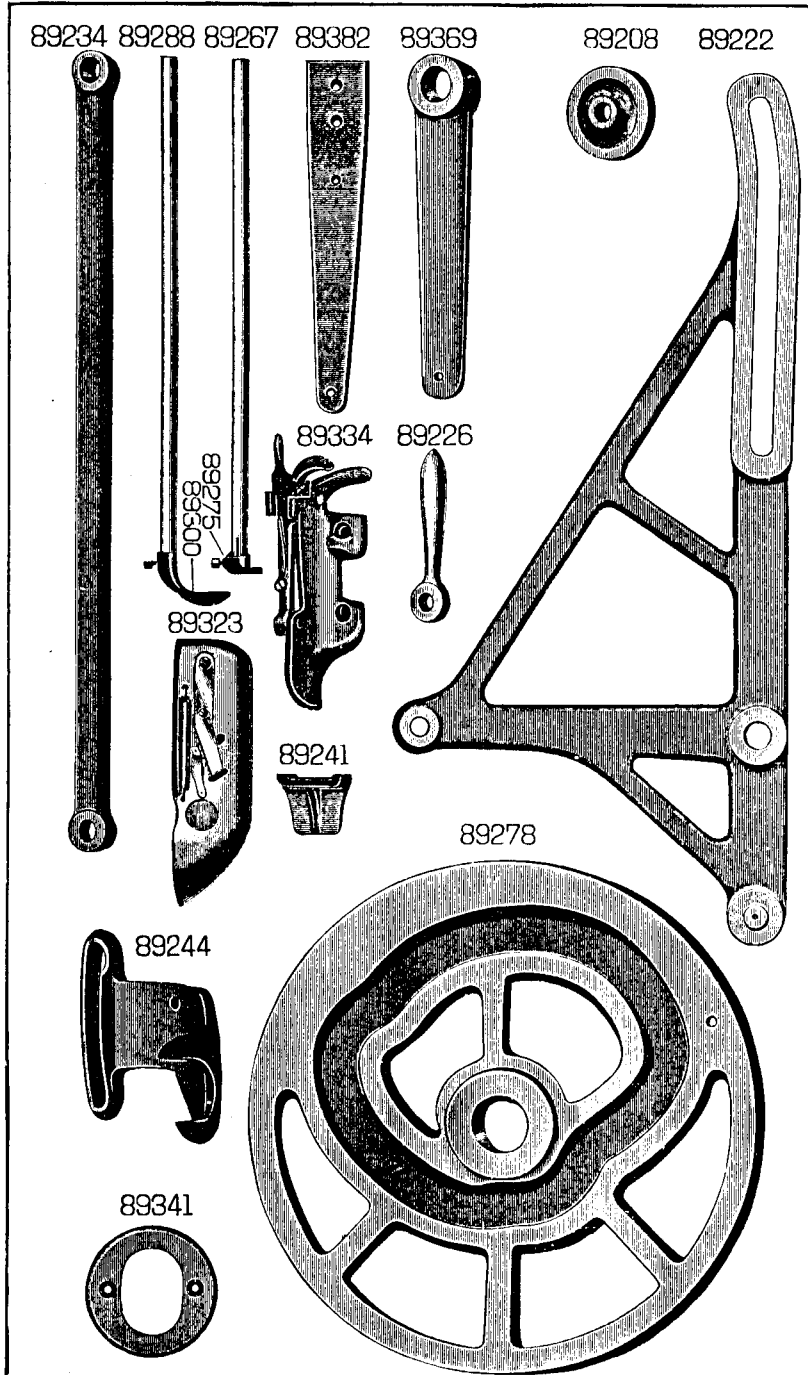
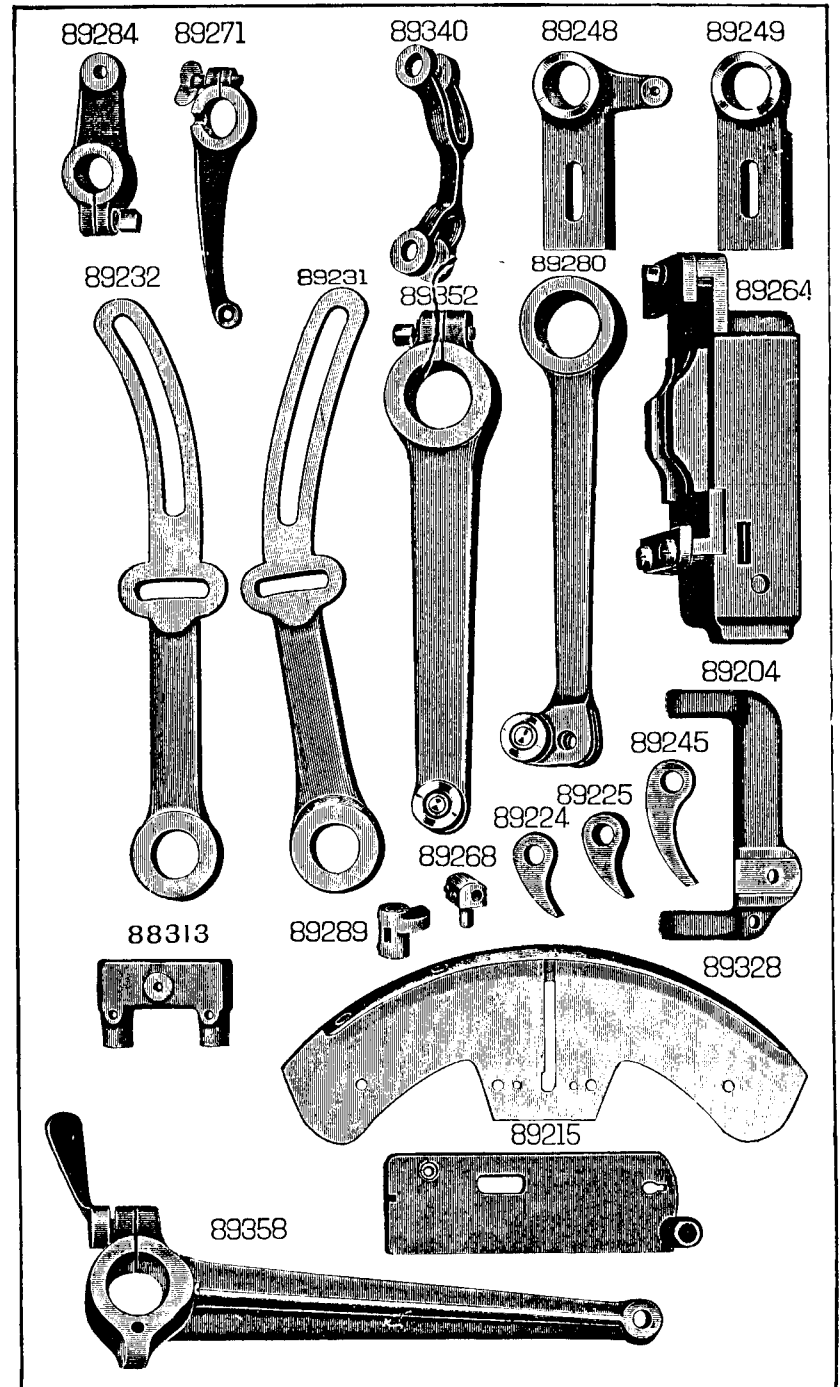


PLATE 675.
ONE - FIFTH SIZE.



Free Manuals Download Website

<http://myh66.com>

<http://usermanuals.us>

<http://www.somanuals.com>

<http://www.4manuals.cc>

<http://www.manual-lib.com>

<http://www.404manual.com>

<http://www.luxmanual.com>

<http://aubethermostatmanual.com>

Golf course search by state

<http://golfingnear.com>

Email search by domain

<http://emailbydomain.com>

Auto manuals search

<http://auto.somanuals.com>

TV manuals search

<http://tv.somanuals.com>