

# VG16



## Removal of components for general cleaning purposes.

### NOTICE:

THE COMBINATION OF FACTS, DATA, DESIGN ELEMENTS, ENGINEERING DATA, MANUFACTURING DATA & ASSEMBLY DATA WHICH MAY BE CONTAINED IN THIS DOCUMENT ARE OF A PROPRIETARY NATURE TO BKI.

THESE MATERIALS ARE NOT TO BE USED OR COPIED WITHOUT PRIOR WRITTEN PERMISSION FROM BKI.


ALL RIGHTS ARE RESERVED.




**The fat collection trays simply slide out and must be emptied after every cook.**

**These items must be replaced before using the oven.**

NOTICE:  
THE COMBINATION OF FACTS, DATA, DESIGN ELEMENTS, ENGINEERING DATA, MANUFACTURING DATA & ASSEMBLY DATA WHICH MAY BE CONTAINED IN THIS DOCUMENT ARE OF A PROPRIETARY NATURE TO BKI.  
THESE MATERIALS ARE NOT TO BE USED OR COPIED WITHOUT PRIOR WRITTEN PERMISSION FROM BKI.  
ALL RIGHTS ARE RESERVED.




**The shaft and disc assemblies:  
Both of the discs and the shaft must be  
removed from the oven for cleaning.**



**To remove the discs from the central  
shaft, simply unscrew the retaining nut  
that releases the disc for removal.**

**NOTICE:**

THE COMBINATION OF FACTS, DATA, DESIGN ELEMENTS, ENGINEERING DATA, MANUFACTURING DATA & ASSEMBLY DATA  
WHICH MAY BE CONTAINED IN THIS DOCUMENT ARE OF A PROPRIETARY NATURE TO BKI.  
THESE MATERIALS ARE NOT TO BE USED OR COPIED WITHOUT PRIOR WRITTEN PERMISSION FROM BKI.  
ALL RIGHTS ARE RESERVED.



**To remove the discs, withdraw from the drive pins and slide off the shaft, the shaft passing through the slot provided.**



**Remove the central shaft by lifting and withdrawing from the drive coupling.**

**Replace items before using the oven.  
Replacement is a reversal of the above procedure.**

NOTICE:  
THE COMBINATION OF FACTS, DATA, DESIGN ELEMENTS, ENGINEERING DATA, MANUFACTURING DATA & ASSEMBLY DATA WHICH MAY BE CONTAINED IN THIS DOCUMENT ARE OF A PROPRIETARY NATURE TO BKI.  
THESE MATERIALS ARE NOT TO BE USED OR COPIED WITHOUT PRIOR WRITTEN PERMISSION FROM BKI.  
ALL RIGHTS ARE RESERVED.

**IMPORTANT:**


**BEFORE CARRYING OUT THE NEXT STAGE, THE OVEN MUST BE ISOLATED FROM THE ELECTRICAL SUPPLY BY WITHDRAWING THE MAINS PLUG.**

**The Fan Guards form an integral part of the oven lining & as such, it is essential to replace these panels before re-connecting the electrical supply.**

The fan guard should be removed and cleaned along with the discs and shaft.




To remove a fan guard:  
Press as shown at both  
ends and pull down to  
unclip from the retaining  
slots.



**NOTICE:**

THE COMBINATION OF FACTS, DATA, DESIGN ELEMENTS, ENGINEERING DATA, MANUFACTURING DATA & ASSEMBLY DATA WHICH MAY BE CONTAINED IN THIS DOCUMENT ARE OF A PROPRIETARY NATURE TO BKI. THESE MATERIALS ARE NOT TO BE USED OR COPIED WITHOUT PRIOR WRITTEN PERMISSION FROM BKI. ALL RIGHTS ARE RESERVED.

**The Element Covers form an integral part of the oven lining & as such, it is essential to replace these panels before re-connecting the electrical supply.**



**To remove an element cover, unscrew the four retaining nuts.**

**Swing down the cover and unhook from the rear pins.**



**NOTICE:**

THE COMBINATION OF FACTS, DATA, DESIGN ELEMENTS, ENGINEERING DATA, MANUFACTURING DATA & ASSEMBLY DATA WHICH MAY BE CONTAINED IN THIS DOCUMENT ARE OF A PROPRIETARY NATURE TO BKI.  
THESE MATERIALS ARE NOT TO BE USED OR COPIED WITHOUT PRIOR WRITTEN PERMISSION FROM BKI.  
ALL RIGHTS ARE RESERVED.



... And slide the cover out from the oven cavity.

Element cover removed, showing the rear pins.



NOTICE:  
THE COMBINATION OF FACTS, DATA, DESIGN ELEMENTS, ENGINEERING DATA, MANUFACTURING DATA & ASSEMBLY DATA WHICH MAY BE CONTAINED IN THIS DOCUMENT ARE OF A PROPRIETARY NATURE TO BKI.  
THESE MATERIALS ARE NOT TO BE USED OR COPIED WITHOUT PRIOR WRITTEN PERMISSION FROM BKI.  
ALL RIGHTS ARE RESERVED.

## Free Manuals Download Website

<http://myh66.com>

<http://usermanuals.us>

<http://www.somanuals.com>

<http://www.4manuals.cc>

<http://www.manual-lib.com>

<http://www.404manual.com>

<http://www.luxmanual.com>

<http://aubethermostatmanual.com>

Golf course search by state

<http://golfingnear.com>

Email search by domain

<http://emailbydomain.com>

Auto manuals search

<http://auto.somanuals.com>

TV manuals search

<http://tv.somanuals.com>