

Compact Locomotive Transmitter

Hubbell Radio Remote Control Systems

Spec Sheet 31.340 • May 2000 • New
Replaces Brochure 31310 of August 94

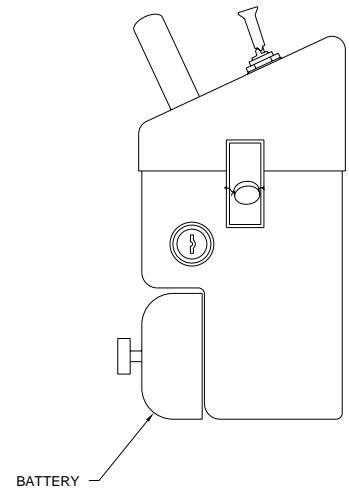
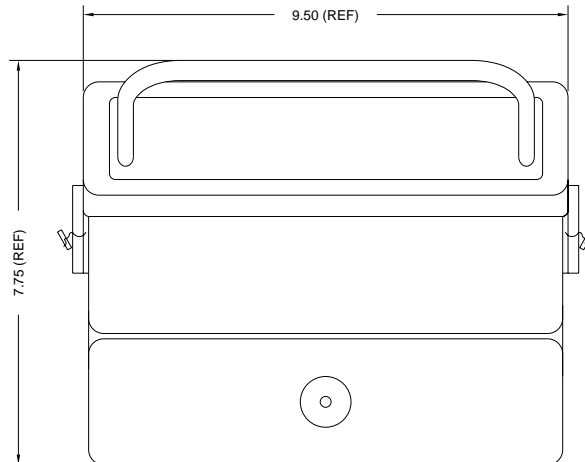
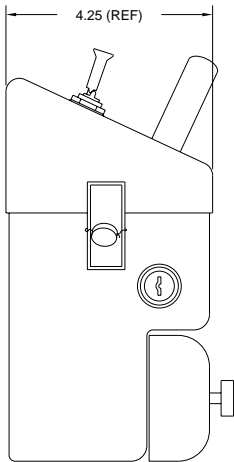
Hubbell also offers a compact transmitter designed specifically for Radio Locomotive Control Systems, available in 72–76 MHz or 450–470 MHz. This compact microcontroller transmitter offers smaller size, less weight and greater operator acceptance over the full size transmitter. The size is reduced by 33% making it safe to use in tight conditions. The weight is reduced by 15% which allows longer wearing cycles.

The compact transmitter has all the ruggedness of the standard Hubbell transmitter and includes a rechargeable nickel cadmium battery pack and adjustable harness. All functions of the locomotive are duplicated with reliable, high quality switches and pushbuttons. Throttle position and brake pressure are controlled by one switch, a reliable return to center device with positive detents in all positions. All switches are located for ease of operations and identified on an engraved legend plate.



Transmitter Specifications

	72 MHz Transmitters	450 MHz Transmitters
Frequency Range Channel Available Frequency Stability -10 to 60° C	72-76 MHz per customer license ±5ppm	406-430, 450-475 MHz per customer license ±5ppm
Emission Type Spurious/Harmonic Output (below carrier) Output to Antenna Effective Radiated Power Nominal Range (line of sight)	10KOFID >70db 300 mW 3 mW 800 ft	10KOFID >80db 300 mW (low) / 1 W (high) 75 mW (low) / 250 mW (high) 1000 ft (low) / 1500 ft (high)
FCC Identifier Canada Certificate Number	LR1922206-72 2259-203-224	LR1922206-450 2259-203-222
Voltage Requirement Battery Usage Recharge Time	12.5V dc ±15% 40 hrs 8 hrs	12.5V dc ±15% 60 hrs (low) / 40 hrs (high) 8 hrs
Operating Temperature Relative Humidity LED Indicator	-22° F to 140°F -30° C to 60° C 20% to 90% non - condensing Flashing: transmitting Steady: low battery	-22° F to 140°F -30° C to 60° C 20% to 90% non - condensing Flashing: transmitting Steady: low battery
Function Lever Switches Auxiliary Switches Weight with Battery	2 lever switches max. 8 toggle sw./p.b. 8 lbs.	2 lever switches max. 8 toggle sw./p.b. 8 lbs.



Hubbell Industrial Controls, Inc.

*a subsidiary of
Hubbell Incorporated*

50 Edwards Street
Madison, Ohio 44057
(440) 428-1161
Fax (440) 428-7635

4301 Cheyenne Drive
Archdale, NC 27263
(336) 434-2800
Fax (336) 434-2801

<http://www.hubbell-icd.com/radiocontrols/>

Hubbell Industrial Control Solutions

Free Manuals Download Website

<http://myh66.com>

<http://usermanuals.us>

<http://www.somanuals.com>

<http://www.4manuals.cc>

<http://www.manual-lib.com>

<http://www.404manual.com>

<http://www.luxmanual.com>

<http://aubethermostatmanual.com>

Golf course search by state

<http://golfingnear.com>

Email search by domain

<http://emailbydomain.com>

Auto manuals search

<http://auto.somanuals.com>

TV manuals search

<http://tv.somanuals.com>